

Class of 2024

LAKE MARY HIGH SCHOOL

Monday, May 22

7:30 pm

Addition Financial Arena (UCF)





• • SENIOR WEEK - 4/08 ~ 4/12 • •

• • DONNIE AWARDS - 4/08 • •

• • HONOR GRAD - 4/09 • •

• • DODGEBALL - 4/10 • •

• • SENIOR MANDATORY MEETING & PICNIC - 4/12 • •

• • PROM - 4/13 • •

• • SENIOR LUNCH - 4/17 • •

• • GRAD BASH - 4/19 • •

• • SENIOR LUNCH - 5/1 • •

• • AP EXAMS - 5/6 ~ 5/17 • •

• • SENIOR EXAMS - 5/13 ~ 5/15 • •

• • SENIORS LAST DAY - 5/15 • •

• • CAP & GOWN DISTRIBUTION DAY - 5/20 • •

• • GRADUATION - 5/22 @ 7:30 PM • •



WHAT'S YOUR  | Enrollment

SCHOLARSHIP REPORTING

Share Your Achievements!

You are on your way to completing your last year of high school, and there is one thing you don't want to forget to do as you embark on your next journey.

Report your scholarships using the [Senior Scholarship Report](#) to ensure you get credit for all the dollars you earn for college using the link or QR code provided.

You must upload a photo or screenshot of the letter, certificate, or email you received confirming your scholarship.

Do not submit Bright Futures Scholarships on this report.



SCAN ME!



SENIOR SCHOLARSHIP REPORT 



Table of Contents

Slide 3	Cap/Gown and Tickets
Slide 4-5	Parking
Slide 6,7,8	Arrival, Student Entrance and Check In
Slide 9-10	General Info
Slide 11, 12, 13,14,15	Dress Code
Slide 16	Processional Procedures
Slide 17-18-19	Roll Call, Walking across Stage, Stage Layout
Slide 20-21	Exit Stage Protocol, Recessional Protocol
Slide 22-23	Ceremony Decorum, Post Graduation Dismissal
Slide 24	Reminders to Parents/Students
Slide 25	Livestream by Concrete Lyons




Cap/Gown and Tickets



- **Cap/Gown**: if you have **NOT** ordered, please purchase using the Herff Jones website <https://herfforlando.com/product/cap-gown-tassel-unit/>
- Graduates will receive **10 tickets** (this includes children over the age of 6) Pick up on Monday, May 20th.
- **All Debts** must be **CLEARED** prior to receiving tickets.


PARKING

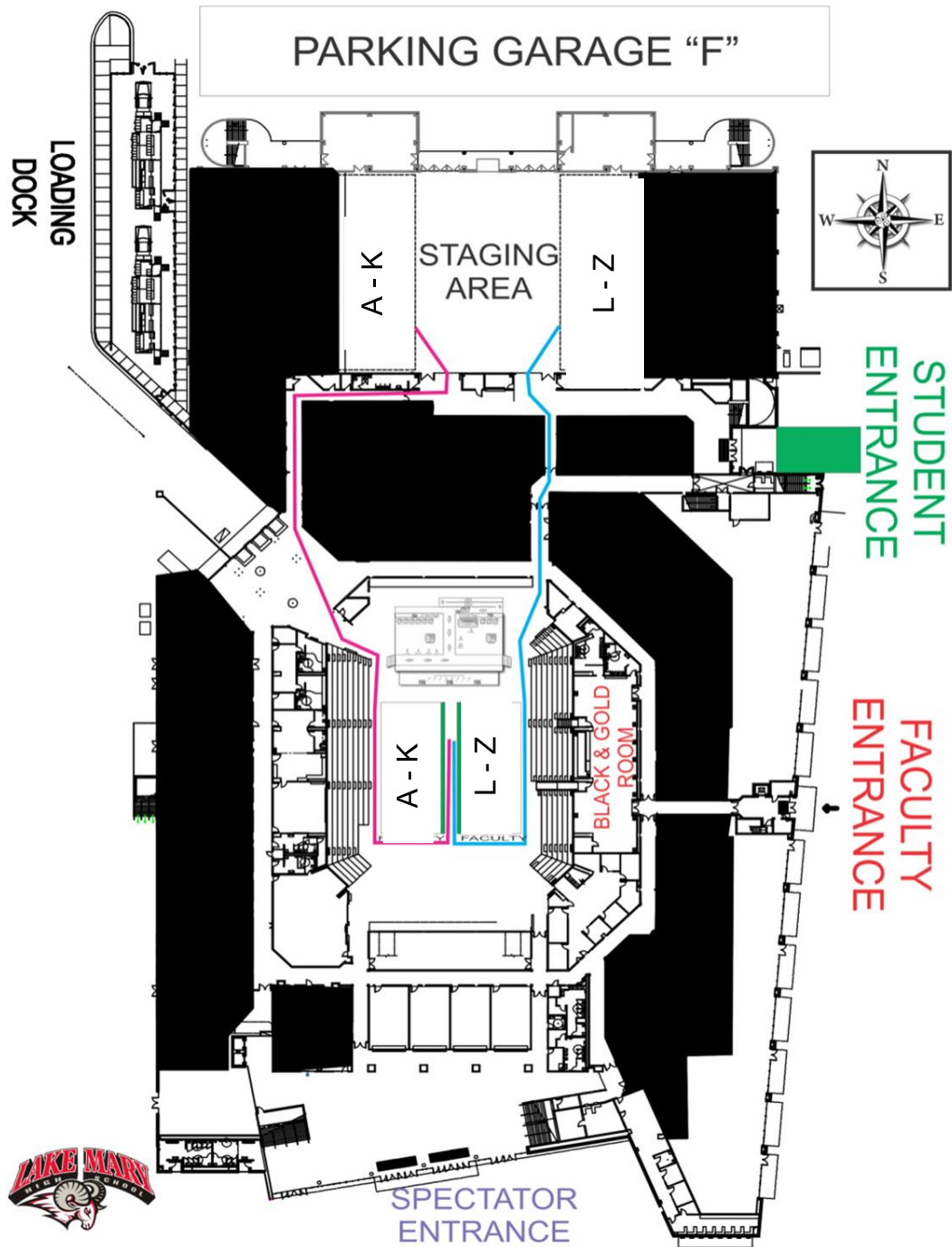
- Cars with Grad student only can park in **Garage F**
 - 4403 Knights Victory Way
 - Garage F is FREE by showing your CAP/GOWN!
- **All cars with GUESTS park in Garage C**
 - 4000 Central Florida Blvd
 - Garage C Parking Fee of \$10
 - Card payment only



Enter the building on the East Side (Stadium Side)

Doors with Black Awning





ARRIVAL

- Enter the Arena through the East Side of the Stadium by the **BLACK AWNING!**
- **Arrive between 6:00 pm and 6:10 pm - YOU MUST BE ON TIME!** to check in and get ready for the line-up!
- Have your **CAP & GOWN in hand** when you arrive
- You will go through a **security checkpoint** and Proper Dress Inspection before entering the arena.
- Use the RESTROOM before the final line-up.

DO NOT BRING THE FOLLOWING ITEMS:

- purses, **CELL PHONES,** cameras or any personal items-you will be sent back to your vehicles to store them! (keys in pockets are okay)

ARRIVAL

- Parents & Guests will be able to **ENTER** the Stadium front doors starting at **6:30 pm**. All guest must have tickets to enter.
- Graduation will begin promptly at **7:30 pm!** (**processional will start at 7:20 pm**)
- You must be **IN THE LINE-UP** in order to participate.





- After you go through security check:
 - sign in table in alphabetical order, you must receive a wristband with a number.
 - Final Check by line leaders for approved cords/stoles
 - ONLY approved cords can be worn-Line Leaders will check before line up.
 - Remain in the staging area
- **YOU MUST ARRIVE NO LATER THAN 6:00-6:10 pm** in order to ENTER.
- DO NOT enter through the main gates- YOU must enter through the Black Awning (East Side of arena).

GENERAL INFORMATION

- Graduates are in alphabetical order.
- Have guest sit in the section you will be sitting.



General



- NO GUM/CANDY, purses, cameras, umbrellas, cell phones, sunglasses or other paraphernalia. Leave them in your car. **ABSOLUTELY NO CELL PHONES!**

Remember, this is a school function.

Opportunity to participate in commencement exercises is a privilege, not a right.



- Hang your cap and gown to remove the wrinkles.
 - **DO NOT IRON YOUR GOWN or HOOD!**
- **BUSINESS CASUAL ATTIRE FOR MEN AND WOMEN:**
- **Men** – Collared dress shirt and ties to showcase a professional and tidy appearance. Gentleman wear a dark colored dress pant.
- **Women** – Dress, scoop neck top with modest cut or collared blouse, dress pants and/or skirt.
- **Avoid** brightly colored bottoms if you choose to wear dress pants, as they can be seen below the hem of the gown and stick to darker colors. For pants and skirts that are shorter in length and can't be seen, a bright color is acceptable. Skirts should be relatively narrow — no wider than an A-line style – as puffy skirts can add volume to an already voluminous gown.
- **Do not wear the following items...**
 - Jeans, rompers, shorts, tennis shoes, flip-flops, etc.
- **Suggestion:** Always bring a change of shoes, just in case your first pair ends up being uncomfortable later

Dress Code – Well Done



Dress Code **No-No**



Lake Mary High School Graduation Attire

What TO WEAR

Men:
Collared shirts and tie/bowtie

Wear cap straight with tassel on the left

Stand up straight and walk with pride!

Ladies: pin your cap

Keep your hair out of your face

Ladies: wear simple light colored dress or skirts /tops

Men: wear black or navy solid color slacks

Ladies: wear sensible shoes

Men: wear dark dress shoes and dark socks

What NOT TO WEAR

Don't tilt cap

Don't write on cap

Keep your hair out of your face

NO large jewelry

Do not wear patterned or colored shirts

Ladies: wear light colored dresses or skirts

Men: do not wear shorts or patterned slacks

No phones, cameras, purses, or flowers allowed backstage

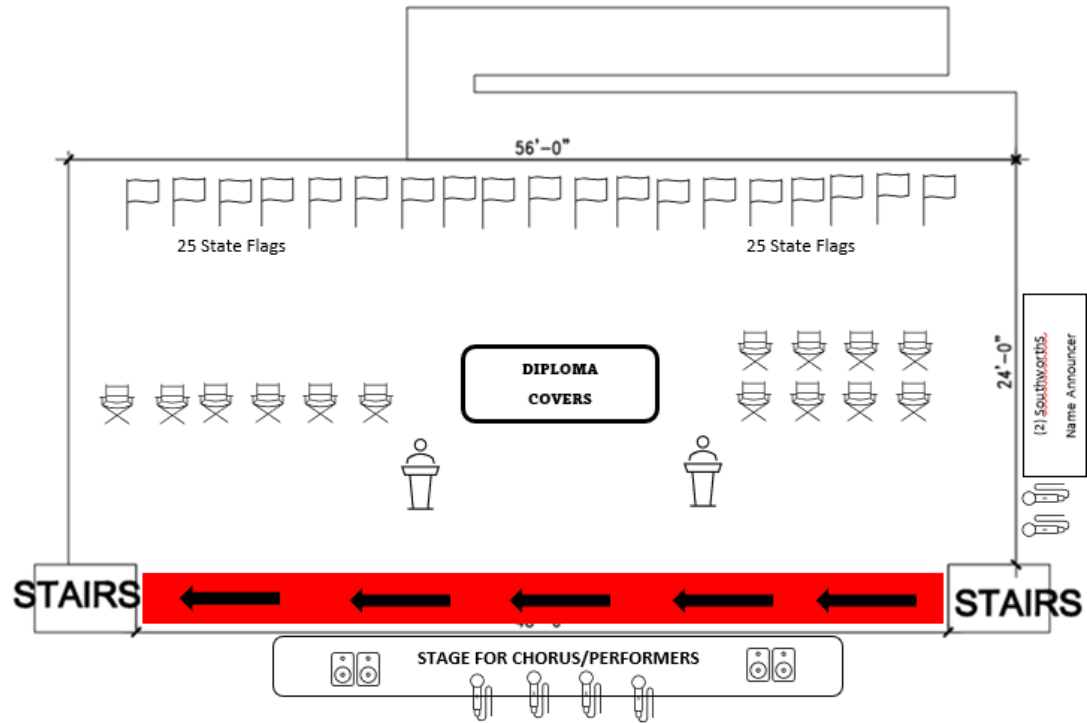
No patterned tights or pantyhose

Shoes:
No tennis shoes or flip flops
Ladies: Do not wear high heels

General Notes:

Store gown with care to keep it wrinkle free
Do not bring your gown in a bag or on a hanger

STAGE LAYOUT



YOUR NAME IS READ - NOW WHAT??

YOU WILL PROUDLY WALK ONTO THE STAGE

- You shake hands with:
 - Principal, Dr. Reynolds
 - **PAUSE, SMILE here for the Photo by GradImages**

TURN RIGHT to shake (fist bump) more hands...

- Superintendent, Dr. Serita Beamon
- School Board Member Amy Pennock
- HS Executive Director, Mr. Mike Rice (*he will turn your tassel*)
- Other Dignitaries



EXIT STAGE...

- Exit stage by stairs, another picture is taken
- Pick up Diploma at table before re-entering stadium seats
- Return to your assigned seat
- After the last person has received their diploma, remain in your seats. **Do not turn tassel until instructed by Dr. Reynolds**
- Tassel will be on your right and will move to the left on Dr. Reynolds direction.
- It is tradition that you sing the Alma Mater and Fight Song!**



RECESSIONAL PROCEDURE



- After Dr. Reynolds does the Turning of the Tassel and congratulates the Class of 2024, music will be played signaling the Recessional.
 - Dr. Reynolds and the dignitaries will come down the stairs and down the aisle through the students.
 - Lead Teachers will exit with you out of the arena. Follow your line leaders (Teachers) when it is your rows turn to recess. You will exit the same way you came in by the awning.
-

POST GRADUATION DISMISSAL

- Pre-arrange with your parents where you will meet following graduation. **ABSOLUTELY NO CELL PHONES!**
 - You will exit from the rear of The Venue; by Garage F
- Once the ceremony has ended, the UCF ARENA **will not** permit people to loiter.
- **No one is permitted onto the arena floor.**



CEREMONY DECORUM



- Honor every graduate
- Honor your Principal, faculty members, and our special guests
- Honor your school and your family
- Parents taking pictures must remain seated
- No one allowed on the Stadium floor during the ceremony except the graduates and staff

This is a dignified ceremony. No one is to bring noise makers of any type, balloons, beach balls, banners, food or drink. These items are NOT allowed by the UCF staff or Lake Mary administration.

REMINDERS FOR PARENTS

- Distribute flowers, balloons, and other gifts outside the UCF ARENA
- Don't forget to arrange a meeting location with your graduate as they will not have their cell phones.

REMINDERS FOR STUDENTS

- Please do not bring gum/candy, food, drinks, umbrellas, balloons, flowers, air horns, toilet paper, wallets, and
- **NO CELL PHONES!!!**

- **GRADUATION CEREMONY WILL BE LIVE STREAMED!**
- The link will be posted on the LMHS website, on the Senior page.



- Concrete Lyons Production also offers a weblink that is FREE to download the ceremony.
- Parents or students can request a personalized highlight video for PURCHASE. Parents or students can request their personalized highlight video [HERE](#).



**How will
I remember
ALL
of this?**

**This powerpoint will be
posted on the**

[LMHS Senior Page!](#)